

Height adjustable baths
Designed by caring professionals
for professional carers



Left:
Ray Metcalf
Director, Design & Manufacture

Right:
Dennis R Goodes
Director, Sales & Marketing



Built by experts.

Internationally renowned design expert, Ray Metcalf, has developed a 'fit and forget' range of height adjustable nursing baths - brand new to the professional care market.

With over 25 years' experience in the specialist bath market, Ray has developed these unique baths with style and simplicity in mind. Each bath is carefully created by a team of dedicated craftsmen, using state-of-the-art technology and quality engineering. Clean Art Deco styling ensures they look good and smart one-touch technology makes them a dream to operate.

Each bath is hand laminated with a specially formulated antimicrobial gel coat AntiBac-SR® and combined with computerised engineering parts, WRAS approved rotating shower spray, valves and connectors, to build a superior bath.

Ray has teamed with Dennis Goodes to create 'Silver Surfers'. Dennis will be using his 35 years' experience in the nursing home sector to help bring this exceptional range to care professionals.

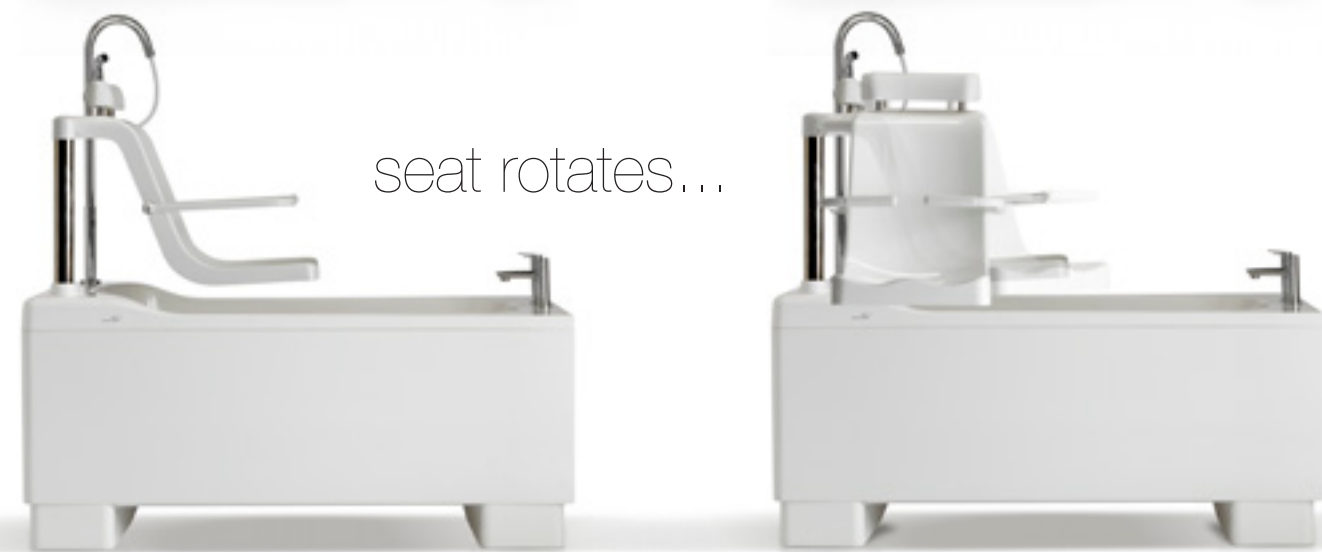
The Silversurfers height adjustable bath
Designed by caring professionals for professional carers



seat rises...



seat rotates...



seat lowers...



bath rises...



bath lowers...



So simple, safe and easy to use.

It's simple.

One touch technology on the ergonomic thermoplastic handset allows the bathing assistant to power the seat transfer unit up and out of the bath - then traverse the seat out at 90 degrees. The seat is then lowered to the required height for the transfer of the bather safely onto the seat.

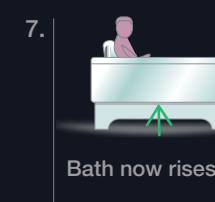
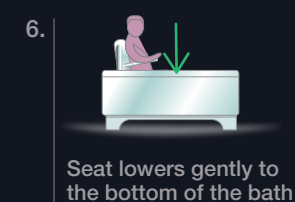
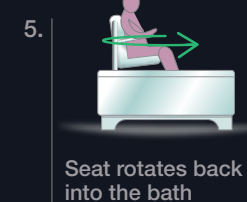
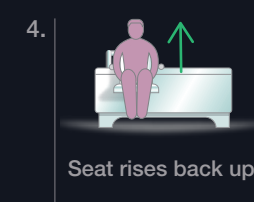
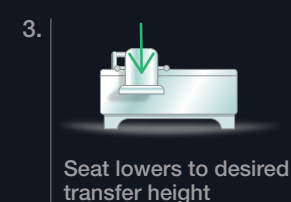
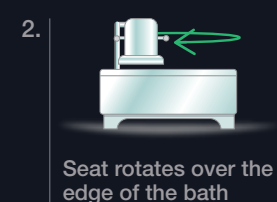
It's safe.

Once safely seated with the arm rests down - at the touch of the button the seat very gently lifts the bather up and then over the bath and then gently down into the water ready for bathing in total safety and comfort.

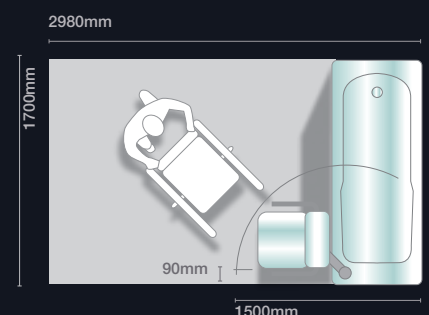
Parker Anderson has used this transfer technology for over 20 years in conjunction with our Scandinavian technology partners and our UK electronic programming engineering partners.

It's easy.

Built in lift programming allows the bathing assistant to raise the whole bath including water and bather to their required suitable bathing height - reducing the risk of back problems for your staff and making the whole bathing experience more enjoyable for all.



Space Requirement
The grey area shows the minimum working area required by the staff to be able to use the mechanical aids from one side



Quality engineering
both above and below.

silversurfers

Soft Headrest

Lift and rotating seat

Lifts up to 160 Kg with ease.
Armrests lift out of the way
for ease of transfer.

Bath Shell

Hand laid by
master craftsmen



Traverse mechanism

For safe and easy rotation

Solid steel universal sub-frame

Hot dipped with rust inhibiting galvanised
coating for steamy environment

Bath panels

Available in 3 styles
- Plain, Wave or Diamond



Range of mixer taps

All WRAS approved



TMV3 Thermostatic mixing valve

High performance Reliance AUSIEMIX for
protection against scalding connected
through WRAS approved Pex (S layer)
Barrier pipe and Brass couplings and elbows



Anderson Flexi Shower Hose

Rotates through 90 degrees with hand
controlled shower head. Connected
through TMV3 valve and manufactured
from WRAS approved parts

Quality above.

Our baths have been built by hand for
over 20 years and the quality always
shines through.

A double application of the finest sanitary
grade gel coat containing AntiBac-SR®
(with anti-bacterial Silver Ion technology)
is hand brushed onto our highly polished
glass mould surface to attain our superb
finish. Several layers of 900gm bound
chopped strand glass fibre matting is
laid by hand using special steel rollers
with a Lloyds approved quick curing
resin system for a strong finish.

Once taken off the mould, we trim by
hand using precision diamond cutters
and finish all the edges by rubbing them
back and then the shell is polished with
high speed wool buffing finishing tools.

Quality below.

For over 20 years our in-house design
engineers have worked in conjunction
with CCL our precision Technology
partner in designing bath lifts for our
complete range for the whole Parker
Anderson Group.

Many of the internal bearings and
frame parts are designed and
manufactured in-house whilst
outsourcing the actuators and
handsets from Scandinavia.

We fully assemble and test each bath
prior to despatch and fulfil all regulatory
requirements within this process.

The Silversurfers range of assisted
bathing products are built to a quality
to be proud of.



Silversurfer (Hi-Lo)
shown with raised bath shell

Solo for use with a hoist

Silversurfer (Hi-Lo) with coloured legs

Silversurfer (Fixed height)

Available in 3 options, 3 sizes and all hand-built in the UK.

Hi-Lo - Fixed Height - Solo



3 options and in 3 sizes.

Currently we offer an 1800mm version plus a 1685mm and a 1625mm version in both Hi Lo variable height and in the fixed height ranges. The 1685mm is our domestic bath with a sculpted line inside the shell.

All come fitted with our traverse transfer seat including arm rests for getting in and out of the bath plus a soft head rest for more comfort. Also as standard is our own Anderson flexi shower spray for rinsing the bather.

The Solo is offered without a seat for use with a mobile hoist. The bath raises to a nursing height

We have an optional range of WRAS approved bath taps, Air Spa therapy and Chromatherapy systems.

The choice is yours - we offer as standard the baths in bright white but you can choose any RAL colour to colour your bath or parts thereof.

The baths are factory fitted ready to plug and play with our one touch handsets - with ratified connections for both water and electricity.

As part of our package we offer nationwide coverage for our factory trained installation, commissioning and remedial Teams.

Silver Service Technical Assistance


- ✓ Architects
- ✓ Specifiers
- ✓ Installation Engineers

Downloads Available for

- ✓ Installation Instructions
- ✓ Technical specifications
- ✓ WRAS compliance
- ✓ L.O.L.E.R. installations
- ✓ Servicing & commissioning certificates




Made by hand
by time served craftsmen



Plain side panel



Wave side panel



Diamond side panel



Silversurfer 1685mm
Showing internal contour shaping



PHO-137




LIF-137

Bath, seat and leg colours

○ White Standard

● Any RAL colour Optional

	Silversurfer 1625 x 800 Hi-Lo or *Solo	Silversurfer 1625 x 800 Fixed Height	Silversurfer 1685 x 800 Hi-Lo or *Solo	Silversurfer 1685 x 800 Fixed Height	Silversurfer 1800 x 800 Hi-Lo or *Solo	Silversurfer 1800 x 800 Fixed Height
* 'Solo' is the Hi-Lo Bath without the seat lift (for use with Hoists)						
INTERIOR BATH DESIGN						
Plain	●	●	n/a	n/a	●	●
Wave	n/a	n/a	●	●	n/a	n/a
SIDE PANELS						
Plain	●	●	●	●	●	●
Wave	○	○	n/a	n/a	n/a	n/a
Diamond	○	○	n/a	n/a	n/a	n/a
END PANEL						
Panel (inner)	●	n/a	●	n/a	●	n/a
Panels (outer)	●	●	●	○	●	○
LEG CRADLE						
White	●	n/a	●	n/a	●	n/a
Any RAL colour	○	n/a	○	n/a	○	n/a
SEAT	*Solo - n/a		*Solo - n/a		*Solo - n/a	
White	●	●	●	●	●	●
Any RAL colour	○	○	○	○	○	○
Anderson bath spray						
Chrome	●	○	●	○	●	○
TAPS						
PHO -137	○	○	○	○	○	○
LIF -137	○	○	○	○	○	○
Hydrotherapy	n/a	○	n/a	○	n/a	○
Chromotherapy	○	○	○	○	○	○
Air Spa	○	○	○	○	○	○
SAFETY						
Lap strap	○	○	○	○	○	○
Key			Standard ●	Option ○	Not Available	n/a



The home of specialist bathing technology
in the heart of the New Forest

The Assisted Bathing Company
is a member of the Parker Anderson
group of companies

Unit 736 Ampress Lane,
Ampress Park,
Lymington,
Hampshire
SO41 8LW
T: (Sales) +44 (0)1590 647 479
T: (Technical) +44 (0)1590 647 478
F: +44 (0)1590 610 080
www.assistedbathing.com

OUR COMPANY POLICY IS ONE OF
CONTINUING PRODUCT IMPROVEMENT.
WE THEREFORE RESERVE THE RIGHT TO
ALTER THE SPECIFICATION AND TO CHANGE
AND IMPROVE DESIGN AT ANY TIME.


The Assisted Bathing Company